



GRADUATION INITIATIVE 2025

CSU Academic Senate Plenary September 15, 2016

Loren J. Blanchard, Executive Vice Chancellor, Academic and Student Affairs

Jeff Gold, Assistant Vice Chancellor, Student Success Strategic Initiatives

Ed Sullivan, Assistant Vice Chancellor, Academic Research and Resources

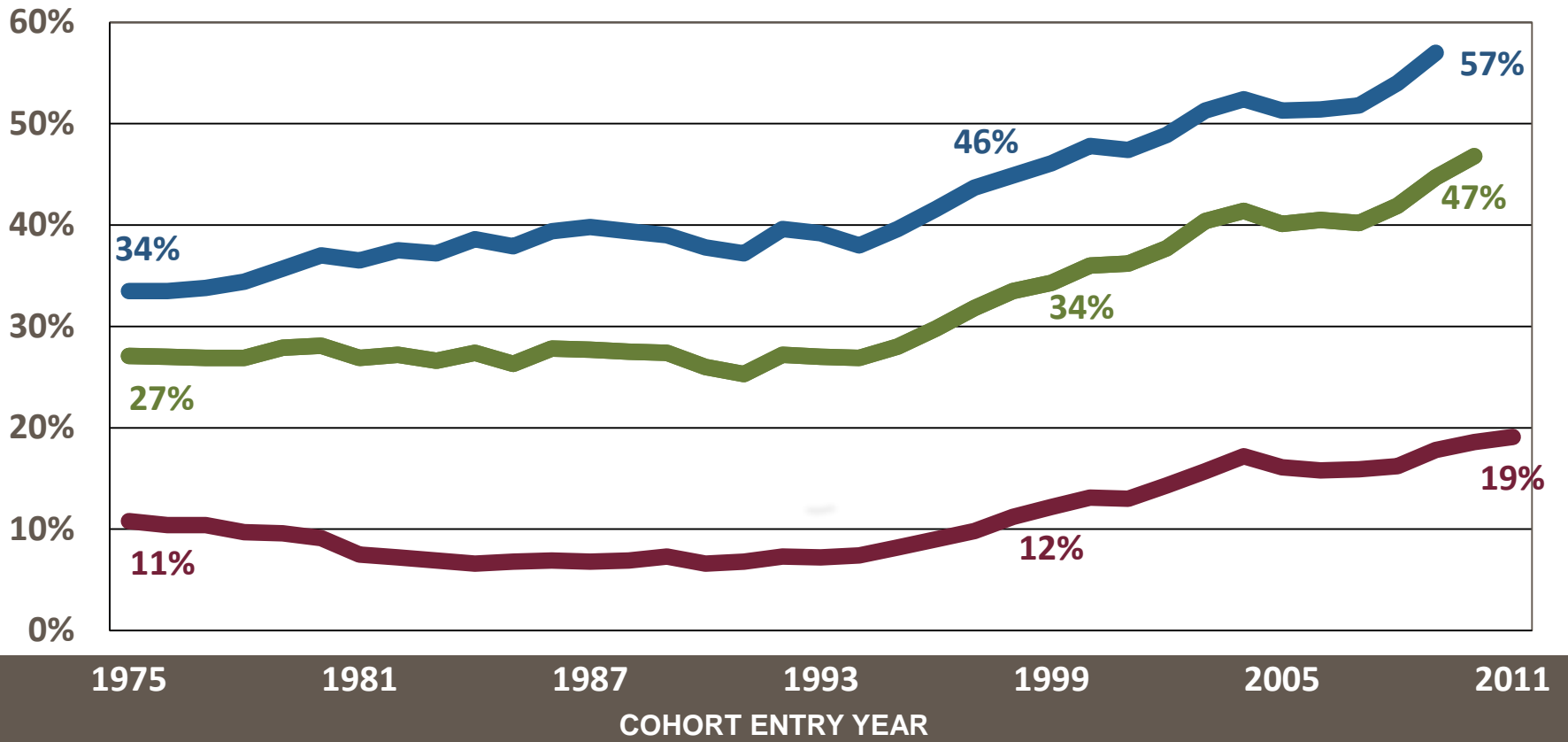
Leo Van Cleve, Assistant Vice Chancellor, International and Off-Campus Programs



CURRENT RATES

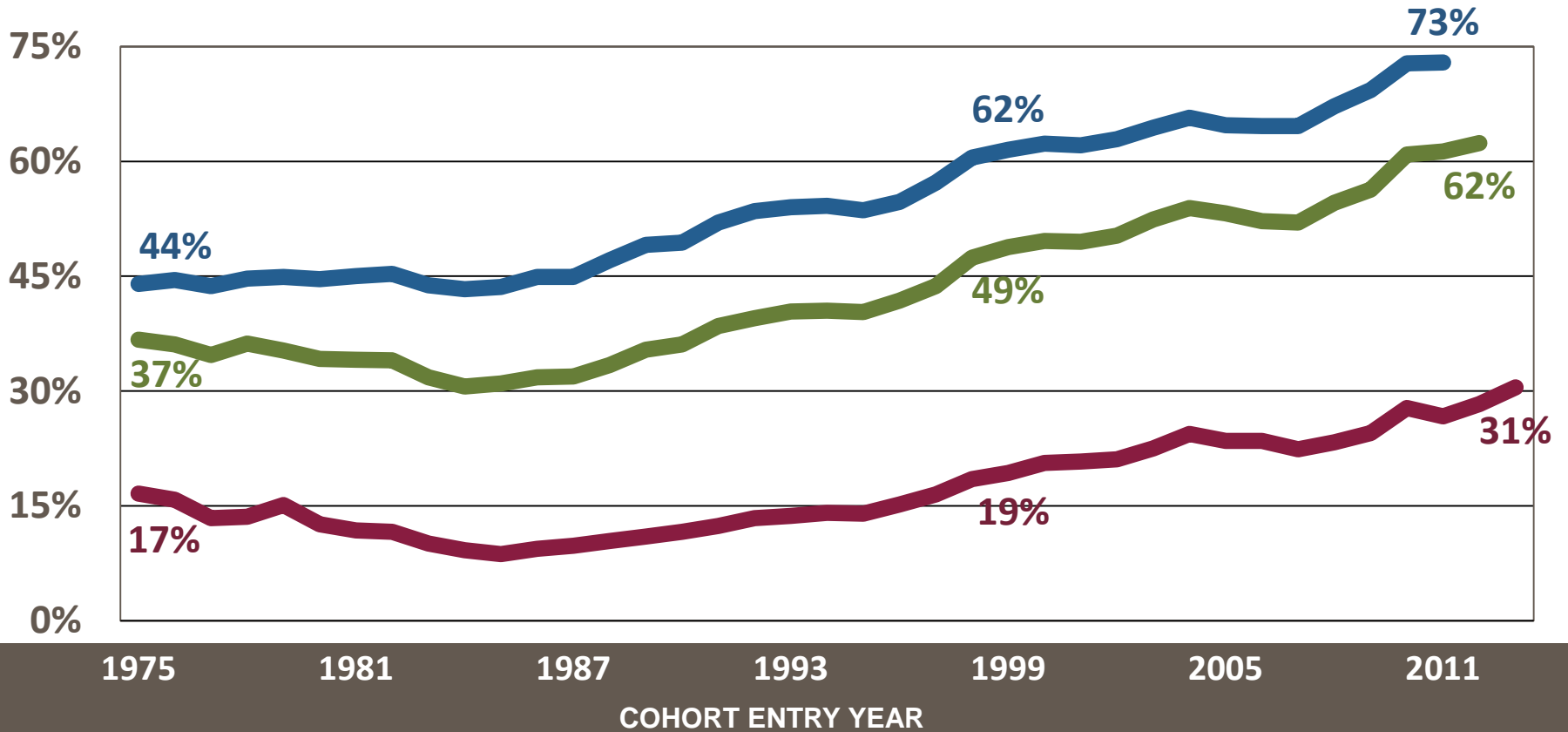
Freshman 6-Year Rate	57%
Freshman 4-Year Rate	19%
Transfer 4-Year Rate	73%
Transfer 2-Year Rate	31%
Achievement Gap - URM	11 points
Achievement Gap - Pell	8 points

GRADUATION RATES FOR FRESHMEN STUDENTS



■ Graduate in Four Years or Less
 ■ Graduate in Five Years or Less
 ■ Graduate in Six Years or Less

GRADUATION RATES FOR TRANSFER STUDENTS



— Graduate in Two Years or Less — Graduate in Three Years or Less — Graduate in Four Years or Less

ADVISORY COMMITTEE



Lillian Kimbell
Trustee
CSU Board of Trustees



Peter Taylor
Trustee
CSU Board of Trustees



Karen Haynes
President
CSU San Marcos



Lisa Rossbacher
President
Humboldt State



Chukuka S. Enwemeka
Provost
San Diego State University



Lynn Mahoney
Provost
CSU Los Angeles



Luoluo Hong
VP Student Affairs
San Francisco State



Berenecea Johnson Eanes
VP Student Affairs
CSU Fullerton



Kris Krishnan
AVP Institutional Research, Planning and Assessment
CSU Bakersfield



Muriel Lopez-Wagner
AVP Institutional Effectiveness
CSU San Bernardino



Christine Miller
ASCSU Incoming Chair Professor
CSU Sacramento



Jodie Ullman
ASCSU Professor
CSU San Bernardino



Mark Van Selst
ASCSU Professor, San Jose State



Taylor Herren
CSSA Outgoing President Student, CSU Chico



David Lopez
CSSA Incoming President Student, CSU East Bay



Michael Pratt
ASI President Student, CSU Chico



ADVISORY COMMITTEE GUIDING PRINCIPLES

1 Set goals that are ambitious, challenging and realistic

2 Sustain a high level of academic rigor

3 Provide access to opportunity

4 Meet our students where they are, while helping them to graduate in a timely manner

5 Understand that goals will require increased resources, intentionality and innovation, along with a relentless focus on student success



The California State University

GRADUATION INITIATIVE 2025

CSU The California State University

CSU UNDERGRADUATE OUTCOMES REPORT


Graduation Rates, Persistence Rates, and Analysis of Factors Related to Outcomes

As required by the Budget Act of 2015



APRIL 1, 2016

www.calstate.edu



Four-Year MYTH

Make college more affordable.
Restore the promise of graduating on time.



COLLEGE CHOICES
The Economics of Where to Go, When to Go, and How to Pay for It

National Bureau of Economic Research

Mind the Gap

Delivering on California's Promise for Higher Education

PPIC PUBLIC POLICY INSTITUTE OF CALIFORNIA

PPIC HIGHER EDUCATION CENTER

California Competes
Higher Education for a Growing Economy

May 2016

Improving College Graduation Rates: A Closer Look at California State University

James Anderson | Kevin Cook | Research Assistant: Sara Adams and Agnes Gungl
Prepared with funding from: THE STATES PARTNERSHIP

Summary

Low college graduation rates come at a high cost—lower salaries, lower tax revenues, and fewer college graduates in the workforce. At California State University (CSU), the nation's largest university system, graduation rates have an outsized financial and economic impact on students and the state.

CSU has made strides in improving graduation rates, but there is more work to be done. The system continues to struggle with graduation gaps—underrepresented students are much less likely to complete their degree compared to their peers, and those gaps have not narrowed over time. Also, CSU's on-time (four-year) graduation rates still lag behind those of similar universities nationwide.

By 2025, CSU aims to further increase graduation rates while cutting graduation gaps in half. To assist campus planning for this goal, we identify several promising programs and policies. Most notably, the CSU Chancellor's Office must work with campuses to evaluate and expand successful programs, and the state must play a role in supporting new policies to move the needle on graduation gaps and on-time graduation.

Graduation Rates at CSU

California State University (CSU), the largest university system in the nation, serves more than 480,000 students annually. Compared to the University of California, CSU's 22 campuses educate a more ethnically diverse population at a lower cost to students and the state. However, historically, CSU has struggled with low graduation rates. Until 2008, only about half of CSU freshmen graduated within six years, and students from historically underrepresented racial/ethnic groups—African American, Latino, and American Indian students—had even lower graduation rates.

Higher graduation rates benefit both the state and individual students. When more students graduate, California's investment in higher education and financial aid sees a higher return. College graduates generate more tax revenue, rely less on state and federal assistance, and increase the supply of college-educated workers (Johnson, Claudio-Benja, Conklin, and Zeiger 2013). Indeed, the



ENTRY YEAR FACTORS & GRADUATION RATES

30 or More Units Attempted First Year	30 or More Units Attempted First Year	HS GPA in Top Quartile of Entering Cohort	College Ready at Entry	At Least One Parent Holds College Degree	Not Pell Eligible	4 Year Graduation Rate	6 Year Graduation Rate
First-Time Freshmen with All Five (5% of Entering Cohort)					49%		84%
First-Time Freshmen with Some (79% of entering cohort)					19%	47%	59%
First-Time Freshmen with None (16% of Entering Cohort)					5%	25%	42%

GOAL SETTING – PEER BENCHMARKING

CSU Peer Benchmarking

6-Year Graduation Rates for **Chico** 2008 entering freshman cohort

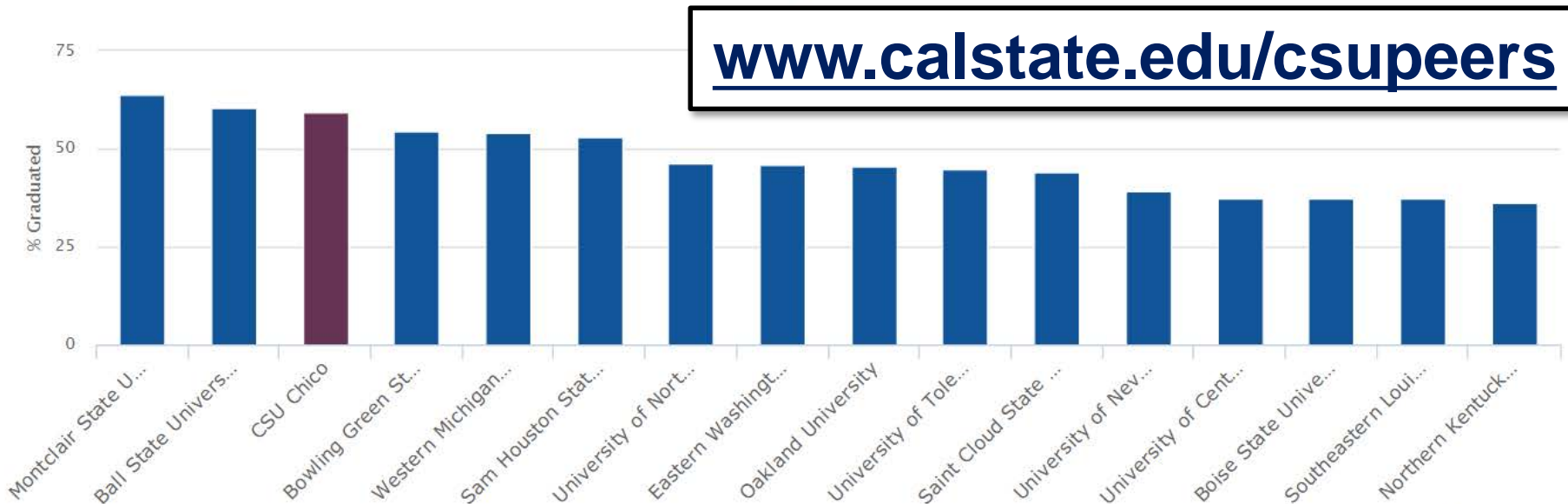
CSU Peer Comparisons

Historical Trends

Data Tables

Methodology

6-Year Graduation Rate for First-Time, Full-Time Freshmen



www.calstate.edu/csupeers

GRADUATION INITIATIVE 2025 SYSTEM GOAL RANGES

Upon reviewing peer comparison data, considering the advisory committee's feedback, and taking into consideration the new campus "stretch" goals, the following goal preliminary ranges have been established:

Freshman 6-Year Rate	65% – 70%
Freshman 4-Year Rate	35% – 40%
Transfer 4-Year Rate	80% – 85%
Transfer 2-Year Rate	40% – 45%
Achievement Gap - URM	0 points
Achievement Gap - Pell	0 points

IMPACT

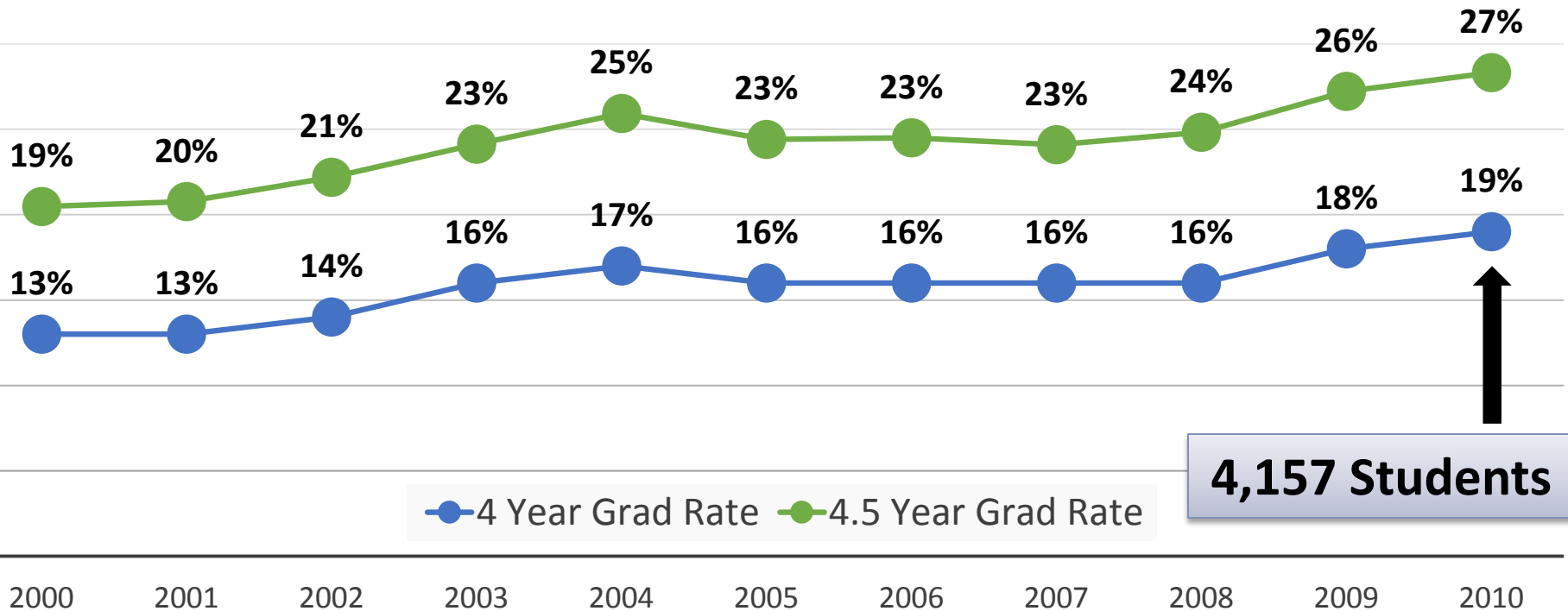


By reaching these ambitious goals, the CSU will become the national flagship for public comprehensive universities in terms of completion rates and equity.

- The CSU will graduate almost 500,000 additional graduates, slightly exceeding the CSU's share of the state's projected need.
- Students from all backgrounds will graduate at similar rates.

4 - 4.5 YEAR FRESHMAN GRADUATION RATES

The 4.5-year graduation rate is consistently 6 to 8 percentage points higher than the 4-year rate.




THINKING DIFFERENTLY ABOUT STUDENT SUCCESS

**Campus
Culture**



Curriculum



Advising



**Math
Pathways**



THINKING DIFFERENTLY ABOUT STUDENT SUCCESS

Actionable Data Analytics

www.calstate.edu/dashboard

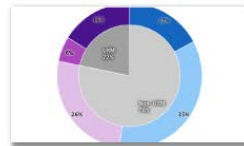
Faculty Matter

Faculty play the single-most important role in student learning in and out of the classroom. A better understanding of who your students are and what academic patterns they follow can help increase the impact of your efforts to promote student success.



Hear how faculty use the dashboard

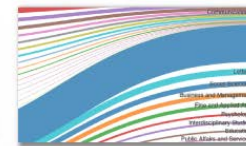
As you review the contents of this report, consider asking yourself...



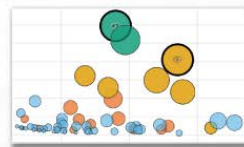
Who Are My Students?



How Quickly Do They Progress Toward Degree?



What Paths Do They Follow?



In Which Courses Do They Struggle?



Are There Achievement Gaps Between Certain Groups?



What Are Their Academic Outcomes?

And most importantly ...



What Actions Can I Take?

Explore the Data

GRADUATION INITIATIVE 2025 TIMELINE

End of May	Graduation Initiative 2025 Advisory Committee appointed
June 20	Graduation Initiative 2025 Advisory Committee first met
July 19	Board of Trustees receives report on progress
July - September	Advisory Committee continues to meet, goals are set
Sept. 20 - Sept. 22	Board of Trustees receives goals and strategic plan for review and approval Graduation Initiative 2025 Symposium convenes
September 30	Final Graduation Initiative 2025 goals and plans submitted to California Department of Finance